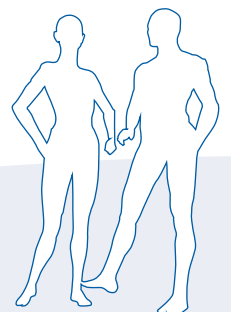


PLASTIC  
SURGERY  
PARTNERS



ear surgery






## ear surgery

Prominent ears are a major cause of self-consciousness caused by constant teasing. The operation involves reshaping or repositioning the cartilage of the ear.

**anaesthetic:** local  
**case time:** 1 hour  
**recovery time:** 1 week



before



after

## PATIENT INFORMATION

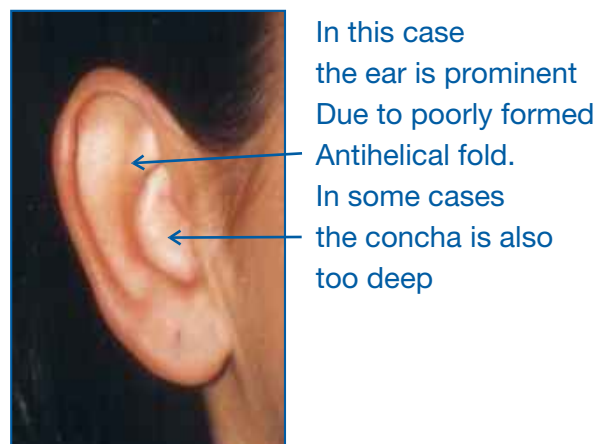
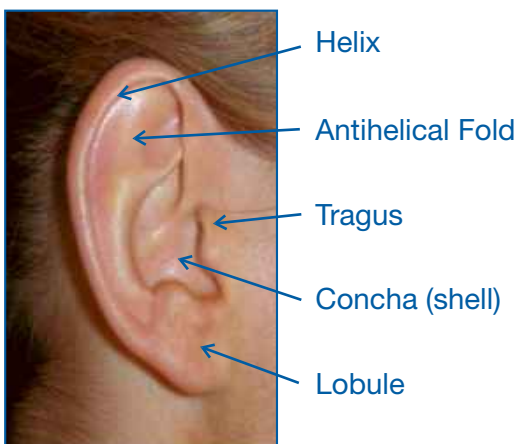
### Bat ears - Prominent ears

Prominent ears

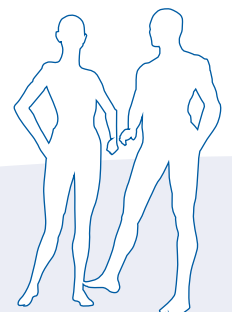
- ☑ Lead to self consciousness and teasing.
- ☑ Can run in families.
- ☑ Ears complete their growth by the age of 7-8 years.
- ☑ Prominent ears can be corrected by taping just after birth.
- ☑ 2% of the population feel their ears stick out.

What makes the ears appear prominent

- ☑ No two ears are identical (Victorians considered using ears rather than finger prints for identification).
- ☑ The ear may just be very large. You can not make them smaller (without significant scarring).
- ☑ The middle part of the ear or concha may be too wide.
- ☑ There may be no antihelical fold in the ear.
- ☑ The ear should not stick out further than 2 cms from the side of the head.



In this case the ear is prominent  
Due to poorly formed Antihelical fold.  
In some cases the concha is also too deep



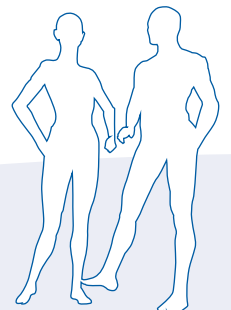


## The Operation

- ✔ The operation is called pinnaplasty, otoplasty or bat ear correction.
  - ✔ Adults: Usually the operation is done under Local Anaesthesia.
  - ✔ Children: Is done as a day case under General Anaesthesia.
- ✔ The ears are marked out with a pen.
- ✔ An incision is made on the back of the ear.
- ✔ The absent or poor antihelical fold is created by weakening the cartilage and modelling it with permanent sutures.
- ✔ The conchal excess is overcome by rotating the ear backwards (or sometimes the concha is reduced to achieve a better result).
- ✔ Dissolving sutures are used to close the skin.
- ✔ Foam and a head band are used as a dressing.

## Pre and Post operative care

- ✔ NO ASPIRIN: Do not take aspirin or medication containing aspirin for a minimum of two weeks before or after surgery.
- ✔ Take Arnica for one week before and after surgery (to reduce bruising).
- ✔ After surgery go home to rest sitting up or with your head supported on pillows.
- ✔ For the first 48 hours do not take exercise.
- ✔ It is not a painful operation. Paracetamol or Codeine in most cases will cover discomfort which may last for a couple of weeks.
- ✔ Until your dressings are removed do not wash your hair.
- ✔ After the dressings are removed wash behind your ears slowly rubbing off the scabs and dissolving remnants of the sutures. Dry with a hair dryer.





## Pre and Post operative care - continued

- ☑ Any excessive bleeding or pain in the postoperative period should be reported to the office.
- ☑ The ears should be supported with a head (sports) band at night for one month.

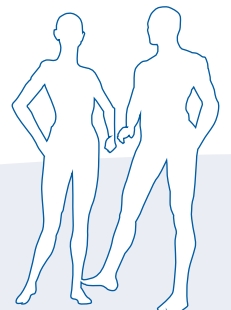
### Examples of Prominent Ear Correction



Post Op foam splint

## Complications

- ☑ In 3% of cases (most of whom are children) the scar behind the ear can become thick, raised and itchy.
- ☑ Excessive Bleeding. Extremely rare. If it occurs it may require return to theatre.
- ☑ Infection and skin breakdown is rare but it can occur. If this happens it is rarely serious.
- ☑ Over-correction or under-correction. Particularly prominent lobule or top of the ear may occur. Adjustments can be undertaken at 6-12 months.
- ☑ In a small number of cases, the ear deformity may recur requiring repeat correction.



PLASTIC  
SURGERY  
PARTNERS



PSP, 1 Parkside, Ravenscourt Park, London, W6 0UU

Tel : 020 8735 6060

Email : [enquiries@plasticsurgerypartners.co.uk](mailto:enquiries@plasticsurgerypartners.co.uk)

Web : [www.plasticsurgerypartners.co.uk](http://www.plasticsurgerypartners.co.uk)