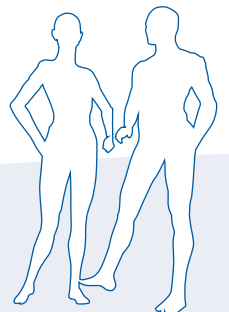


PLASTIC
SURGERY
PARTNERS



laser skin treatment





laser skin treatment



before



after

PATIENT INFORMATION

Lasers

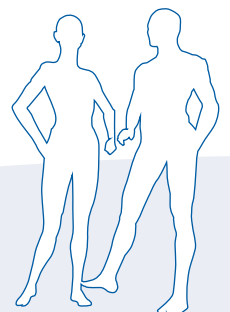
Medical lasers produce pulses of a pure form of light energy which are specifically targeted at cells within the skin. Fine blood vessels (telangectasia), hair follicles and pigment (melanocytes) cells are heated to very high temperatures for microseconds thereby destroying them without damaging other vital tissues.

The experience of the Renaissance Laser team is unrivalled in the UK. The team of three doctors and a Nurse specialist have between them over 40 years' laser experience.

The principals have worked closely with laser manufacturers both in the UK and abroad and act as trainers for the various laser treatments.

Specific lasers can be used to treat;

- Spider veins
- Port wine stains
- Red spots
- Red scars
- Brown spots
- Unwanted facial and body hair





laser skin treatment

Skin Laser Rejuvenation

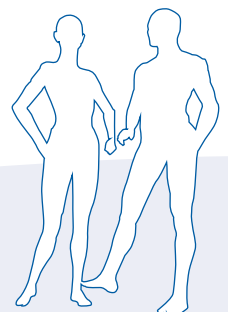
The natural process of ageing results in your skin becoming thinner and drier. Fine blood vessels appear and brown spots are common particularly if you like to sun bathe. These effects added together produce the signs of ageing that we are all too well aware of, fine lines and wrinkles, dry, sagging skin with multiple blemishes on the surface.

Modern laser technology allows the safe and rapid removal of red blemishes and spider veins without significant bruising allowing you to continue to live a normal life during treatment. Additionally the combination treatment with the Lyra laser increases collagen production in the deeper layers of the skin thereby reversing the effects of ageing and rejuvenating your skin.

The treatment is quick, usually lasting around 30 minutes and relatively painless. You can live a normal life during the treatment programme, which usually comprises a course of 6 treatments at 2 weekly intervals. The effects can be maintained over an extended period by having top up treatments every 3 months.

Here are some of the important facts you need to know regarding treatment.

- Lasers are powerful and potentially dangerous tools in the wrong hands. Please ensure that your treatment is being undertaken by a fully qualified specialist not a cowboy clinic.
- Different skin colours require different levels of laser treatment. It may also be necessary to combine laser treatment with a skin care programme to minimise the risks of skin colour changes. This will be discussed with you at your initial consultation.
- The sensation experienced is a hot pricking sensation with each laser. Cold gel is applied to your skin during treatment to minimise any discomfort.
- Anaesthetic cream can be applied to your skin if you do find the treatments unpleasant. Ask your treating practitioner to give you some cream so that you can apply it at least 30 minutes before treatment starts.
- The treatment is fast, the whole face can usually be treated in 30 minutes.
- Do not undergo laser treatments whilst the skin is tanned.
- Do not sunbathe or tan treated areas for 3 months after treatment.
- Hair growth is not affected by this treatment (see Laser Hair Removal).
- There are no known harmful long term effects from these laser treatments.
- This treatment will not interfere with your everyday life, expect a little redness for 8 hours after treatment. You may cleanse your skin as normal and apply makeup.
- Make sure you are well informed about the clinic and the practitioners working for it before committing yourself. We will ask a lot of questions about you, ask some of us!
- Laser Skin Rejuvenation in the right hands is a safe and simple treatment with positive benefits. Ensure you understand the treatment, the potential benefits and side effects before starting the programme.





laser skin treatment

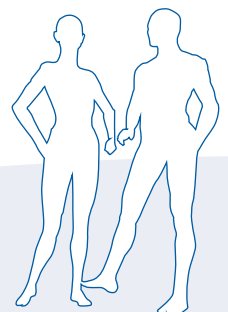
Laser removal of facial telangectasia (spider veins)

Fine spider veins or thread veins appear for no known reason and can be a significant source of concern. Gone are the days or cover up makeup and painful needle diathermy

Modern laser technology allows the safe and rapid removal of red blemishes and spider veins without significant bruising allowing you to continue to live a normal life during treatment.

Here are some of the important facts you need to know regarding treatment.

- Lasers are powerful and potentially dangerous tools in the wrong hands. Please ensure that your treatment is being undertaken by a fully qualified specialist not a cowboy clinic.
- We always recommend a **test patch** prior to treatment to allow you to see the effectiveness of the laser before deciding whether to continue.
- Different skin colours require different levels of laser treatment. It may also be necessary to combine laser treatment with a skin care programme to minimise the risks of skin colour changes. This will be discussed with you at your initial consultation. Spider vein removal may require more than one treatment to achieve the desired result.
- Different areas of the body require different treatment regimes and produce differing results i.e. facial treatments are easier and more successful than legs.
- You will experience a sensation like an elastic band being snapped against the skin. This is significantly less painful than electric needle diathermy and is well tolerated by most clients.
- For those in need topical anaesthetic gel can be applied (please inform the clinic as this must be applied 30 minutes before treatment starts).
- The treatment is fast, the whole face can usually be treated in 15 minutes
- Do not undergo laser treatments whilst the skin is tanned
- Do not sunbathe or tan treated areas for 3 months after treatment
- Hair growth is not affected by this treatment (see Laser Hair Removal)
- There are no known harmful long term effects from vascular laser treatment
This treatment will not interfere with your everyday life, expect a little redness for 8 hours after treatment.
You may cleanse your skin as normal and apply makeup
- Make sure you are well informed about the clinic and the practitioners working for it before committing yourself.
We will ask a lot of questions about you, ask some of us!
- Laser Spider vein removal in the right hands is a safe and simple treatment with positive benefits.
- Ensure you understand the treatment, the potential benefits and side effects before starting the programme.





laser skin treatment

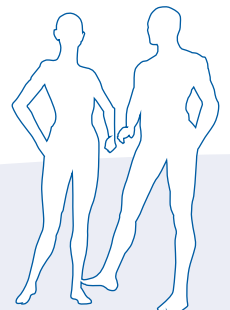
Laser Hair Removal

Unwanted facial or body hair is a thing of the past. Gone are the days of shaving, waxing and plucking. Months of painful electrolysis are over.

Modern laser technology allows the safe and rapid removal of nuisance hair.

Here are some of the important facts you need to know regarding treatment.

- Lasers are powerful and potentially dangerous tools in the wrong hands. Please ensure that your treatment is being undertaken by a fully qualified specialist not a cowboy clinic.
- Complete permanent hair removal is not possible in all patients despite misleading money back guarantees offering permanent reduction. Do not be duped!
- We always recommend a test patch prior to treatment to allow you to see the effectiveness of the laser before deciding whether to continue.
- Different skin colours require different lasers. Discuss this with your doctor at your initial consultation.
- Hair removal is a process not a one off treatment
- Different areas of the body have different patterns of hair growth which will require different treatment programmes.
- Prior to treatment the hair should be just visible through the skin. Avoid plucking or bleaching immediately prior to treatment as this will reduce the effectiveness of the laser.
- You will experience a sensation like an elastic band being snapped against the skin. This is significantly less painful than electrolysis and is well tolerated by most clients. For those in need topical anaesthetic gel can be applied (please inform the clinic as this must be applied 30 minutes before treatment starts).
- The treatment is fast, an upper lip takes 5 minutes, a leg 15 minutes.
- Do not undergo laser treatments whilst the skin is tanned.
- Do not sunbathe or tan treated areas for 3 months after treatment.
- Normal hair control can be continued during laser treatment.
- There are no known harmful long term effects from hair laser treatment.
- This treatment will not interfere with your everyday life, expect a little redness for 8 hours after treatment. You may cleanse your skin as normal and apply makeup.
- Make sure you are well informed about the clinic and the practitioners working for it before committing yourself. We will ask a lot of questions about you, ask some of us.
- Laser hair removal in the right hands is a safe and simple treatment with positive benefits. Ensure you understand the treatment, the potential benefits and side effects before starting the programme.



PLASTIC
SURGERY
PARTNERS



PSP, 1 Parkside, Ravenscourt Park, London, W6 0UU

Tel : 020 8735 6060

Email : enquiries@plasticsurgerypartners.co.uk

Web : www.plasticsurgerypartners.co.uk